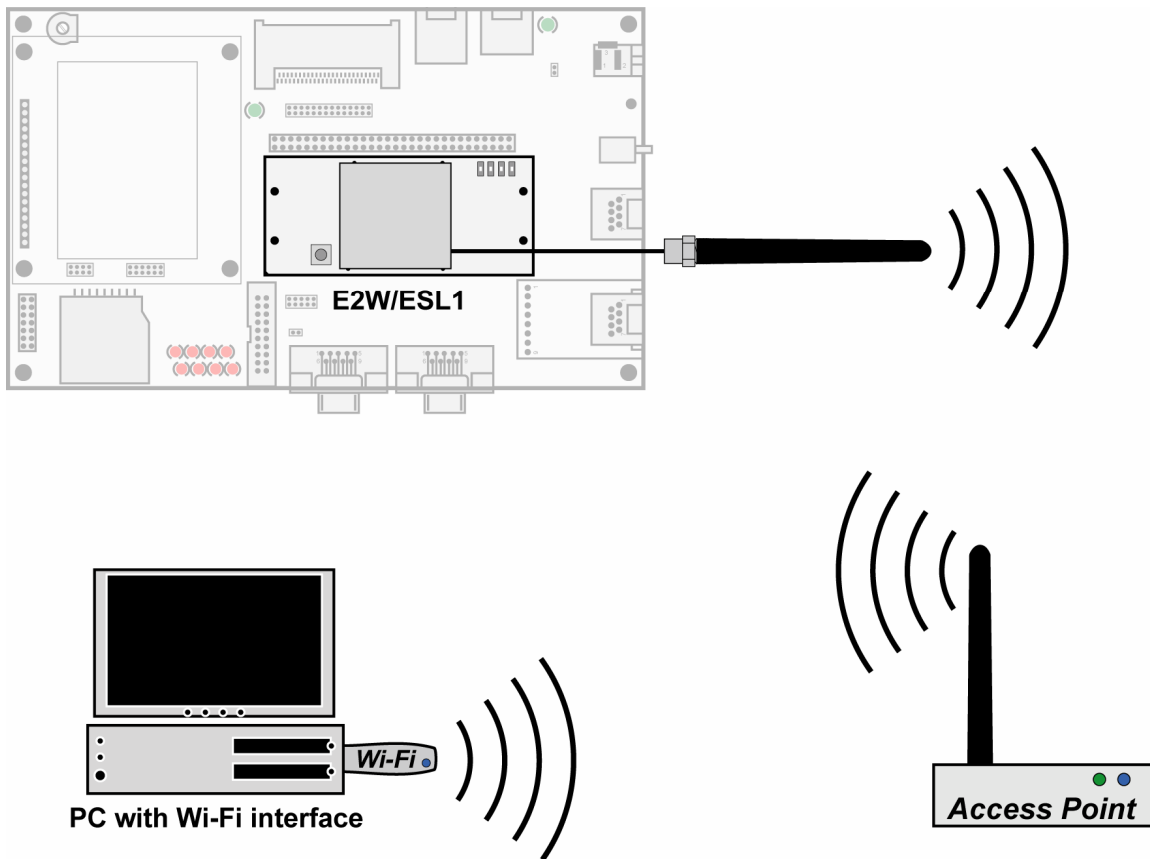


How to use the E2W/ESL1 Wi-Fi Adapter

The DIL/NetPC ADNP/9200 starter kit DNP/SK27-WiFi comes with an E2W/ESL1 Wi-Fi expansion module for the ADNP/9200 two-part ESL connector (ESL = Expansion Sandwich Layer). The E2W/ESL1 support IEEE 802.11b and IEEE 802.11g wireless networks in infrastructure or ad-hoc mode.

- **1. Step:** Make sure that the E2W/ESL1 Wi-Fi expansion board is installed on the top of the DIL/NetPC ADNP/9200. Make also sure that the external antenna is connected to the E2W/ESL1 HF connector.
- **2. Step:** Setup a Wi-Fi infrastructure with one access point and one PC system. Use the SSID name **default** for the access point and the PC. Set the IP address of the PC Wi-Fi interface to **192.168.1.1**. Turn the access point security modes (e.g. WEP, WPA) off.



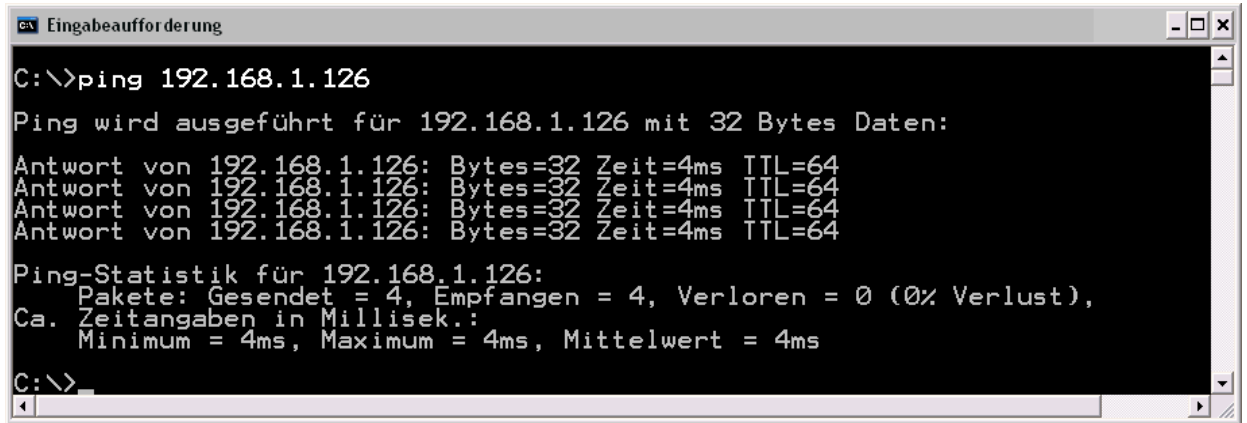
The E2W/ES11 Wi-Fi expansion module is prepared with the SSID name **default** and the IP address **192.168.1.126** (factory default setup).

Parameter	Factory default setup value
Wi-Fi mode	Infrastructure mode
SSID name	default
IP Address	192.168.1.126

Table 1: E2W/ES11 Wi-Fi expansion module factory default setup

- **3. Step:** Check the TC/IP connection between the ADNP/9200 Wi-Fi interface and the PC with the help of a

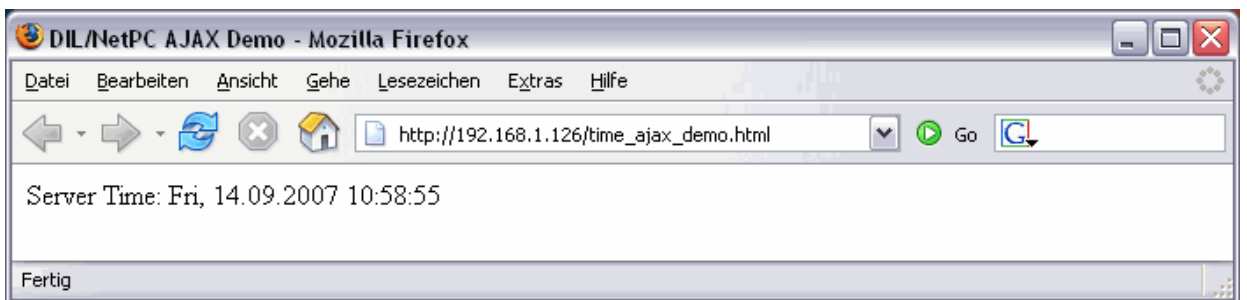
```
ping 192.168.1.126
```



```
C:\>ping 192.168.1.126
Ping wird ausgefuehrt fuer 192.168.1.126 mit 32 Bytes Daten:
Antwort von 192.168.1.126: Bytes=32 Zeit=4ms TTL=64
Antwort von 192.168.1.126: Bytes=32 Zeit=4ms TTL=64
Antwort von 192.168.1.126: Bytes=32 Zeit=4ms TTL=64
Antwort von 192.168.1.126: Bytes=32 Zeit=4ms TTL=64
Ping-Statistik fuer 192.168.1.126:
    Pakete: Gesendet = 4, Empfangen = 4, Verloren = 0 (0% Verlust),
    Ca. Zeitangaben in Millisek.:
        Minimum = 4ms, Maximum = 4ms, Mittelwert = 4ms
C:\>
```

- **4. Step:** The preinstalled software of a DNP/SK27-WiFi starter kit comes with a small AJAX sample. Please access this sample with the Web browser of your PC. Use the URL

```
http://192.168.1.126/time_ajax_demo.html
```



Please note: The E2W/ESL1 is over the ADNP/9200 two-part ESL connector direct connected to the LAN2 Ethernet network interface. This means, the E2W/ESL1 Wi-Fi module works for the ADNP/9200 as an Ethernet-to-Wi-Fi bridge. This eliminates the need of special Wi-Fi-drivers for the ADNP/9200 embedded Linux O/S.

The Wi-Fi demo software of the ADNP/9200 starter kit DNP/SK27-WiFi is downloadable over www.dilnetpc.com. Please see the file **a9200_flash_content_wifi.tar** within the download section.

That is all.