

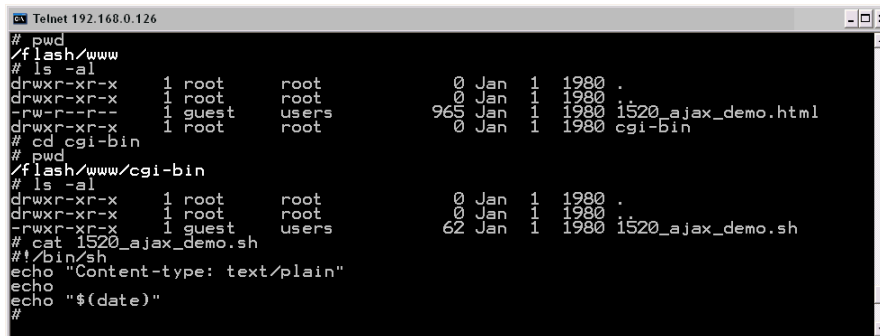
How to use AJAX technology with the ADNP/1520 embedded web server

The elements of web-based user interfaces are static. The update of a value needs a complete page reload. The alternative is the use of AJAX (Asynchronous JavaScript and XML) technology. This document describes a sample for the DIL/NetPC ADNP/1520.

The following steps need two sample files *1520_ajax_demo.html* and *1520_ajax_demo.sh*. These files are available over the download section of www.dilnetpc.com.

- **1. Step:** Create the two new directory */flash/www* and */flash/www/cgi-bin* within the flash file system of your ADNP/1520.
- **2. Step:** Copy the file *1520_ajax_demo.html* to the directory */flash/www*.
- **3. Step:** Copy the file *1520_ajax_demo.sh* to the directory */flash/www/cgi-bin*. Then set the executable attribute for this file:

```
chmod +x 1520_ajax_demo.sh
```

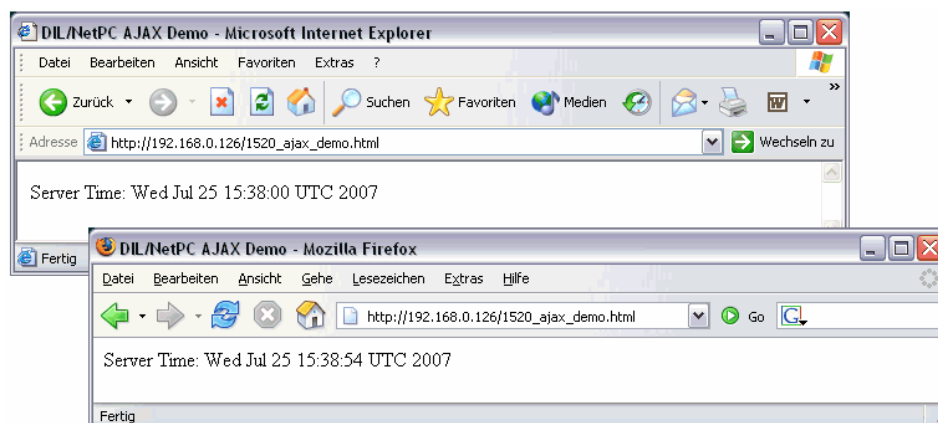


```

Telnet 192.168.0.126
# pwd
/flash/www
# ls -al
drwxr-xr-x 1 root root 0 Jan 1 1980 .
drwxr-xr-x 1 root root 0 Jan 1 1980 ..
-rw-r--r-- 1 guest users 965 Jan 1 1980 1520_ajax_demo.html
drwxr-xr-x 1 root root 0 Jan 1 1980 cgi-bin
# cd cgi-bin
# pwd
/flash/www/cgi-bin
# ls -al
drwxr-xr-x 1 root root 0 Jan 1 1980 .
drwxr-xr-x 1 root root 0 Jan 1 1980 ..
-rwxr-xr-x 1 guest users 62 Jan 1 1980 1520_ajax_demo.sh
# cat 1520_ajax_demo.sh
#!/bin/sh
echo "Content-type: text/plain"
echo "$(date)"
#

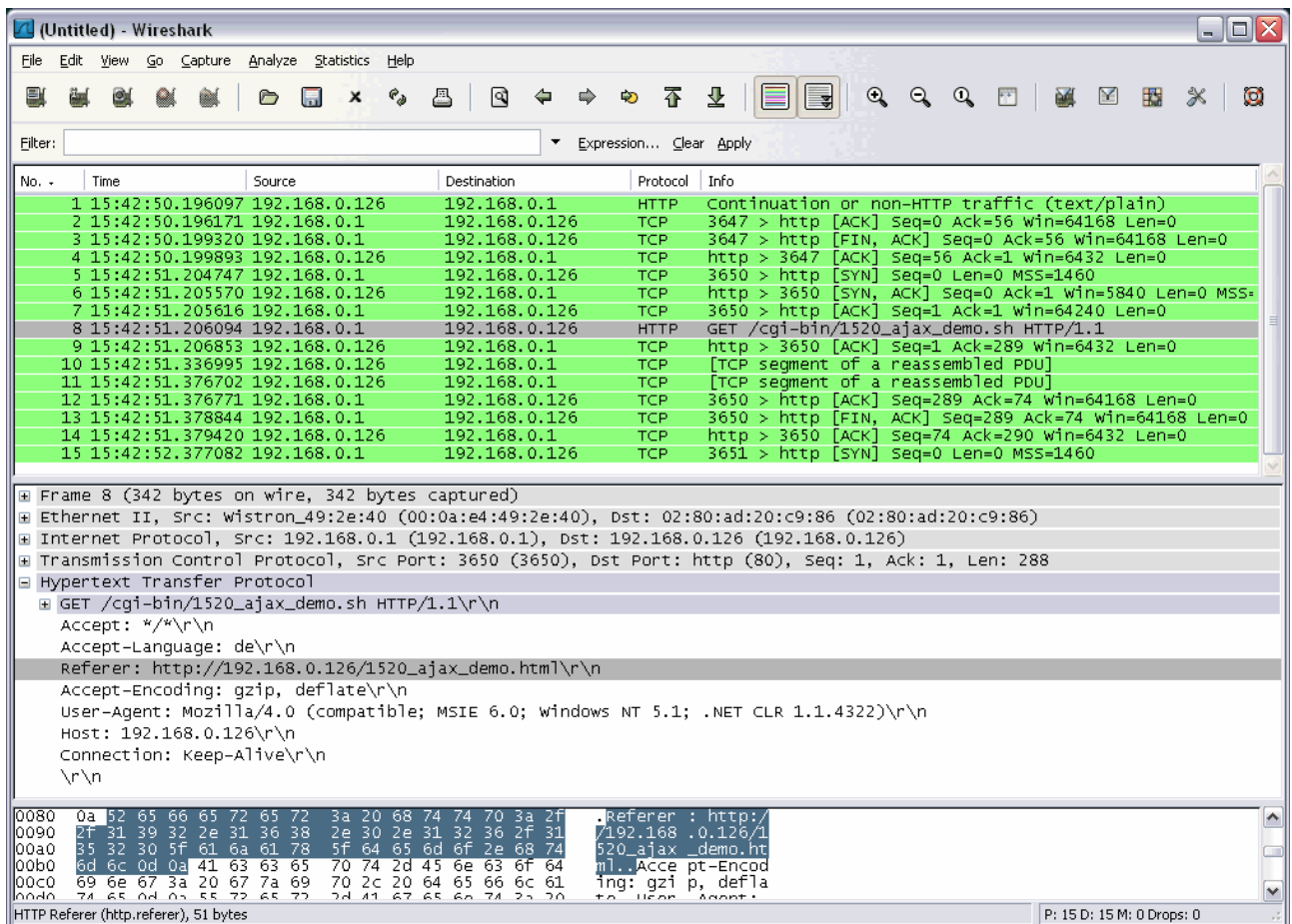
```

- **4. Step:** Please reboot your DIL/NetPC ADNP/1520. This reboot restarts the web server with the new directory */flash/www*.
- **5. Step:** Run your PC web browser and access the HTML file *1520_ajax_demo.html*. Just enter: http://192.168.0.126/1520_ajax_demo.html within the URL field of your web browser.



Please note: AJAX technology works with each newer PC web browser. AJAX uses JavaScript and the XMLHttpRequest API within your browser. Please make sure that the JavaScript engine of your browser is enabled.

The file *1520_ajax_demo.html* generates each second a new HTTP GET request to the ADNP/1520 web server. The web server response data – generated by the CGI program *1520_ajax_demo.sh* – updates the time within the browser windows. Thanks to the AJAX technology and the XMLHttpRequest object, the browser updates only the time string and not the complete browser window.



The picture shows the HTTP traffic between the web browser and the ADNP/1520 embedded web server. The selected frame is the HTTP GET request issued by the XMLHttpRequest object.

That's all.